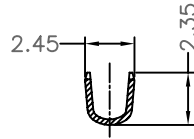
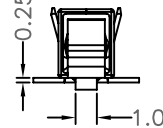
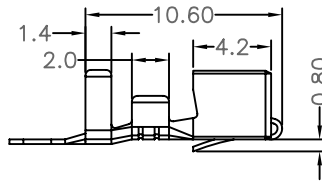
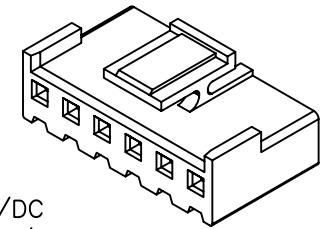
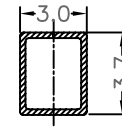


Section:A-A



Section:B-B

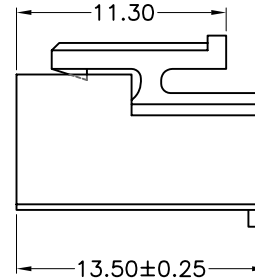
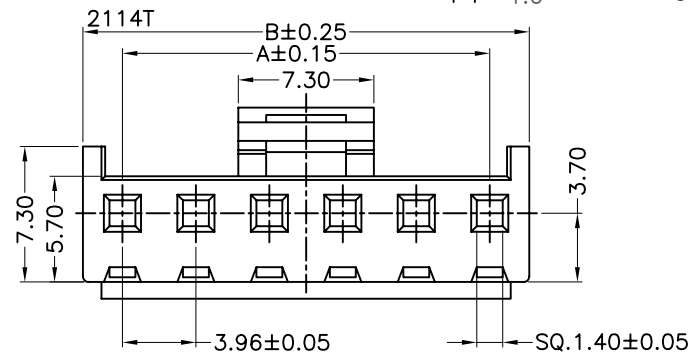


Sections:C-C

Specifications:

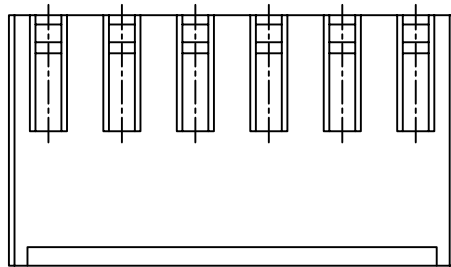
Current Rating:7.0 AC/DC
 Voltage Rating:250V AC/DC
 Contact Resistance:10m ohm.max.
 Insulation Resistance:1,000M ohm.min.
 Withstanding Voltage:1,500V AC/minute
 Operating Temperature Range:-40°C to +105°C
 Application Wires:AWG #22 to #18
 Material and Finish
 Insulator:Nylon 66 (UL94V-0)
 Insulator Color:White
 Contact:Brass
 Finish:Tin Plated
 How To Order
 H396-XX

└── No.of Positions
 └── Housing

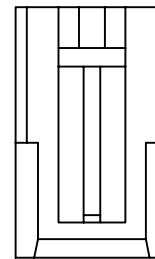


Dimension Information:

Circuits	DIM:(mm)		Circuits	DIM:(mm)	
	A	B		A	B
2	3.96	8.22	9	31.68	35.94
3	7.92	12.18	10	35.64	39.90
4	11.88	16.14	11	39.60	43.86
5	15.84	20.10	12	43.56	47.82
6	19.80	24.06	13	47.52	51.78
7	23.76	28.02	14	51.48	55.74
8	27.72	31.98	15	55.44	59.70



3~15P



2P

RoHS Compliant

F				DRAWN:	GENERAL TOLERANCE:		DESCRIPTION:	SIZE
E				Ken	.X=±0.20 .XX=±0.15			
D				CHECKED:	UNIT: MM	3.96mm Socket Housing & Terminal	A4	
C				Lily Chou	SCALE: 1:1			
B				APPROVAL:	SHEET: 1 / 1	PART NO:	H396-XX & HT396T	
A	01-SEP-2012	(PC0001)	Ken	Chao Peng	PROJECTION:			
REV	DATE	FILE	BY					