

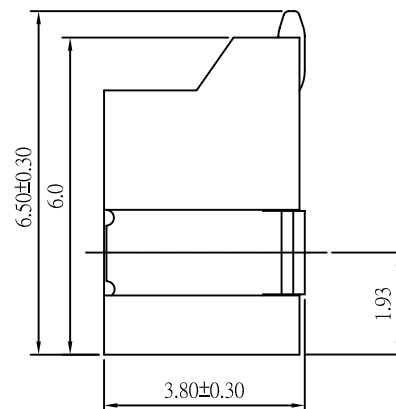
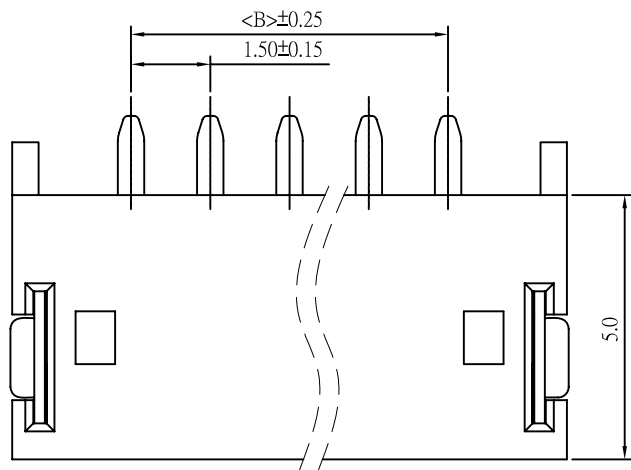
1

2

3

4

5

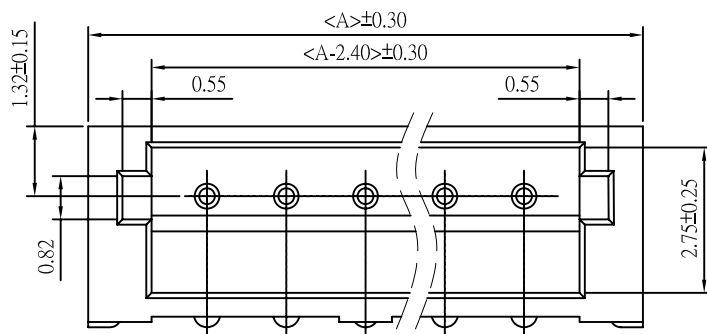


Recommended P.C.B Layout(Top Side)

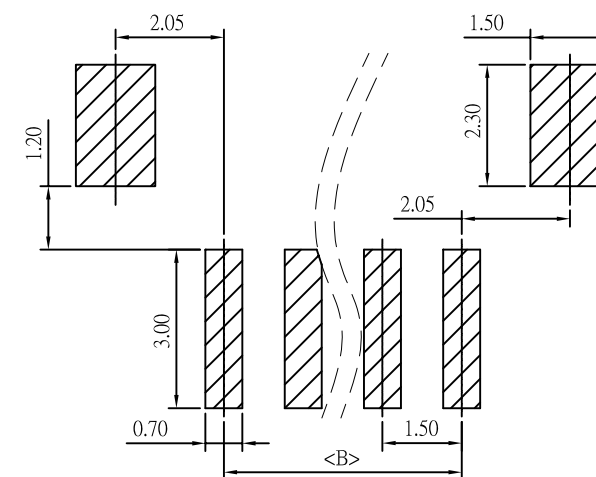
Specifications:
 Current Rating: 1.0A AC/DC
 Voltage Rating: 50V AC/DC
 Contact Resistance: 40m Ohm. Max.
 Insulation Resistance: 100M Ohm. Min.
 Withstanding Voltage: 500V AC/minute
 Operating Temperature Range: -40°C~+85°C
 Material and Finish:
 Insulator: High Temp. Plastic (LCP UL94V-0)
 Insulator Color: White
 Contact: Brass
 Plating: Tin Plated

How To Order:
 WF1RSM15-XXT

T: Tin Plated
 No. of Position
 R: Right Angle SMT Type



Pin No.	Dimensions		Pin No.	Dimensions	
	A	B		A	B
02	6.00	1.50	08	15.00	10.50
03	7.50	3.00	09	16.50	12.00
04	9.00	4.50	10	18.00	13.50
05	10.50	6.00	11	19.50	15.00
06	12.00	7.50	12	21.00	16.50
07	13.50	9.00	13	22.50	18.00



P.C.B Layout

RoHS Compliant

F			
E			
D			
C			
B			
A	01-SEP-2013	(H0079)	Ken
REV	DATE	FILE	BY

DRAWN: Ken
 CHECKED: Lily Chou
 APPROVAL: Chao Peng

GENERAL TOLERANCE:

.X=±0.20
 .XX=±0.15

UNIT: MM

SCALE: 1:1

SHEET: 1 / 1

PROJECTION:



HOYATO
 Connector supplies

东莞好亚通电子厂

DESCRIPTION:

1.5mm Wafer R/A SMT Type

PART NO:

WF1RSM15-XXT

SIZE

A4