

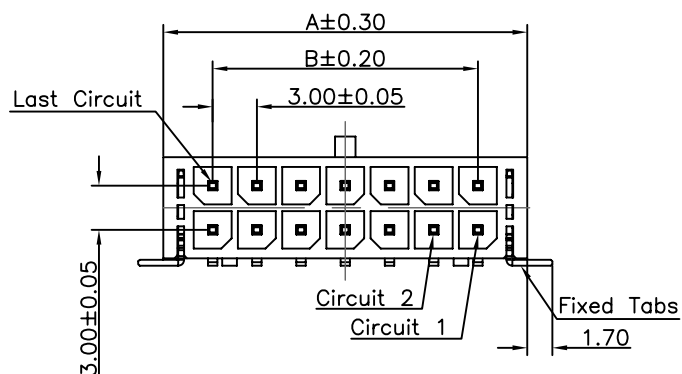
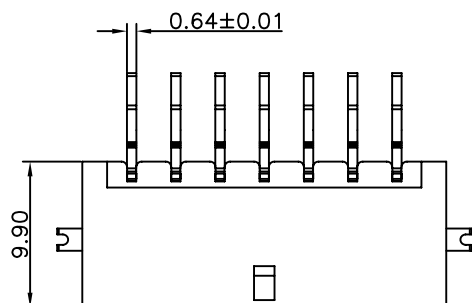
1

2

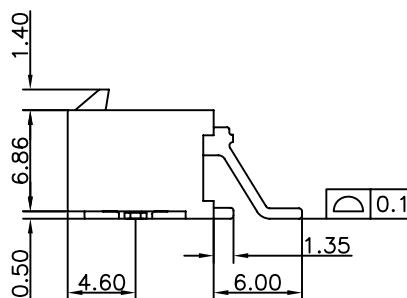
3

4

5



Circuits	Dimension		Circuits	Dimension	
	A	B		A	B
2	6.7	—	14	24.7	18.0
4	9.7	3.0	16	27.7	21.0
6	12.7	6.0	18	30.7	24.0
8	15.7	9.0	20	33.7	27.0
10	18.7	12.0	22	36.7	30.0
12	21.7	15.0	24	39.7	33.0



Specifications:

Current Rating:5.0A AC/DC

Voltage Rating:250V AC/DC

Contact Resistance:10m ohm. Max.

Insulation Resistance:1000M ohm. Min.

Withstanding Voltage:AC 1500V AC/minute

Operating Temperature Range:-25°C ~ +105°C

Material and Finish

Insulator:High Temp. Plastic (Nylon 46 UL94V-0)

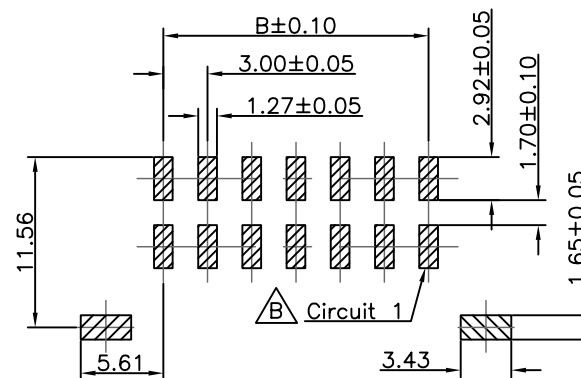
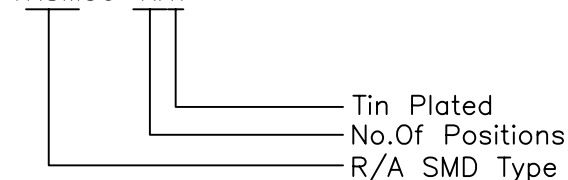
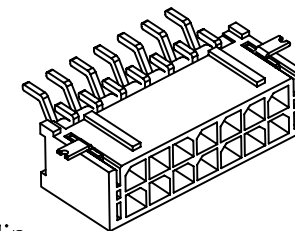
Insulator Color:Black

Contact:Copper Alloy

Finish:Tin Plated

How to Order

WF1RSM30-XXT



PCB Layout

RoHS Compliant

F			
E			
D			
C			
B			
A	01-SEP-2013	(PC0001)	Ken
REV	DATE	FILE	BY

DRAWN:
Ken

CHECKED:
Lily Chou

APPROVAL:
Chao Peng

GENERAL TOLERANCE:

.X=±0.20

.XX=±0.15

UNIT: MM

SCALE: 1:1

SHEET: 1 / 2

PROJECTION:



HOYATO
Connector supplies

DESCRIPTION:

3.0mm Power Wafer R/A SMT Type

PART NO:

WF1RSM30-XXT

SIZE

A4