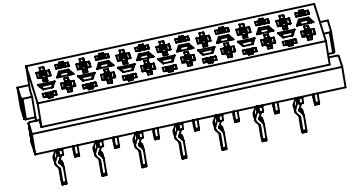
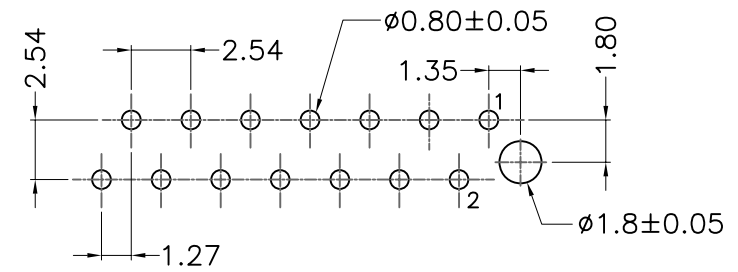
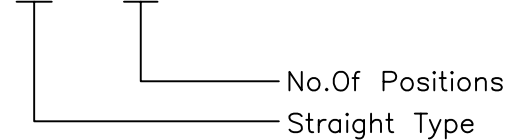


Pos	A	B	C	Pos	A	B	C
4	7.00	3.81	5.60	16	22.24	19.05	20.84
6	9.54	6.35	8.14	18	24.78	21.59	23.38
8	12.08	8.89	10.68	20	27.32	24.13	25.92
10	14.62	11.43	13.22	22	29.86	26.67	28.46
12	17.16	13.97	15.76	24	32.40	29.21	31.00
14	19.70	16.51	18.30	26	34.94	31.75	33.54



Specifications:
 Current Rating:1.0A AC/DC
 Voltage Rating:30V AC/DC
 Contact Resistance:20m Ohm. Max.
 Insulation Resistance:1000M Ohm. Min.
 Withstanding Voltage:AC 500V AC/Minute
 Operating Temperature Range:-40°C ~ +105°C
 Material And Finish
 Insulator:High Temp. Plastic(Nylon 9T UL94V-0)
 Insulator Color:Red
 Contact Material:Copper Alloy
 Finish:Tin Plated

How To Order
 WFAV254-XX



PCB Layout

RoHS Compliant

F				DRAWN:	GENERAL TOLERANCE:		DESCRIPTION: 2.54mm PCB Connector Straight Dip Type	SIZE A4
E			Ken	.X=±0.20 .XX=±0.15				
D			CHECKED:	UNIT: MM				
C			Lily Chou	SCALE: 1:1				
B			APPROVAL:	SHEET: 1 / 1	PART NO:	WFAV254-XX		
A	12-Aug-2010	(PC0001)	Ken	Chao Peng	PROJECTION:			
REV	DATE	FILE	BY					